

A50P

SEMICONDUCTOR PROTECTION FUSES



A50P Amp-trap-Form 101 Semiconductor Protection fuses were developed for DC drives, uninterruptable power supplies and similar applications requiring better protection (lower I²t) and superior reliability. The A50P is typically used for replacement.

Features/Benefits

- **Low I²t** minimizes damage to protected components on short circuit
- **Controlled arc voltage** reduces stress to circuit components during fuse clearing
- **Choice of mounting types** helps in equipment design

Ratings

- **AC:** 10-1200A
500VAC, 100kA I.R.
- **DC:** 35-1000A
450VDC, 79kA I.R.
L/R = 10ms

Approvals

- UL Recognized Component
UL File 60314
- AC: UL Guide No. JFHR2 (10-800A)
- DC: UL Guide No. JFHR2 (35-800A)

HIGHLIGHTS:

- Very Fast Acting
- Current Limiting
- Low I²t
- Indicator Options Available

APPLICATIONS:

- Protection of DC drives, UPS and other equipment of 500 volts or less



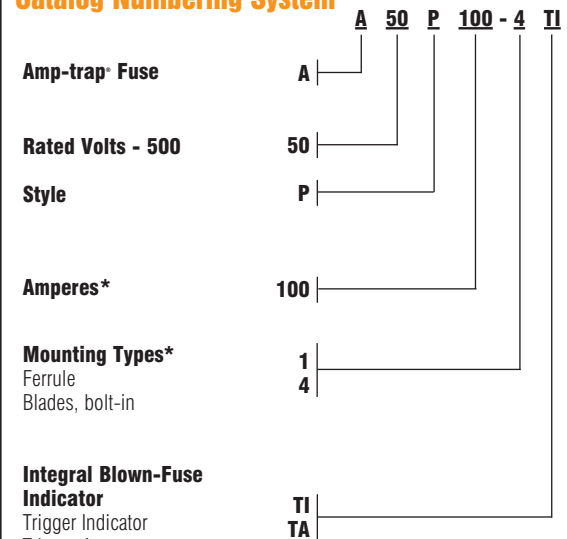
Single Pole Fuse Blocks for A50P Fuses

FUSE AMPERE RATING	MOUNTING TYPE	FUSE BLOCK CATALOG NUMBER
10-30	1	70316
35-60	4	P243G
70-200	4	P243E
225-600	4	P266C
700-800	4	1SC375
900-1000	4	FH50F5



* Contact technical services for applications data.

Catalog Numbering System



* For ampere ratings and types not listed, consult the factory.

A50P

SEMICONDUCTOR PROTECTION FUSES

Standard Fuse Ampere Ratings, Catalog Numbers

AMPERE RATING	CATALOG NUMBER	OUTLINE FIG.	AMPERE RATING	CATALOG NUMBER	OUTLINE FIG.	AMPERE RATING	CATALOG NUMBER	OUTLINE FIG.
10	A50P10-1	1	175	A50P175-4	3	450	A50P450-4	3
15	A50P15-1	1	175	A50P175-4TI	3	450	A50P450-4TI	3
20	A50P20-1	1	200	A50P200-4	3	500	A50P500-4	3
25	A50P25-1	1	200	A50P200-4TA	4	500	A50P500-4TI	3
30	A50P30-1	1	200	A50P200-4TI	3	600	A50P600-4	3
35	A50P35-4	2	225	A50P225-4	3	600	A50P600-4TA	4
40	A50P40-4	2	250	A50P250-4	3	600	A50P600-4TI	3
50	A50P50-4	2	250	A50P250-4TA	4	700	A50P700-4	5
60	A50P60-4	2	250	A50P250-4TI	3	700	A50P700-4TA	6
70	A50P70-4	3	275	A50P275-4	3	700	A50P700-4TI	5
80	A50P80-4	3	300	A50P300-4	3	800	A50P800-4	5
90	A50P90-4	3	300	A50P300-4TA	4	800	A50P800-4TA	6
100	A50P100-4	3	300	A50P300-4TI	3	800	A50P800-4TI	5
100	A50P100-4TI	3	325	A50P325-4	3	900	A50P900-4	3
125	A50P125-4	3	350	A50P350-4	3	1000	A50P1000-4	3
125	A50P125-4TA	4	350	A50P350-4TI	3	1000	A50P1000-4TI	3
125	A50P125-4TI	3	400	A50P400-4	3	1200	A50P1200-4	3
150	A50P150-4	3	400	A50P400-4TA	4	1200	A50P1200-4TI	3
150	A50P150-4TI	3	400	A50P400-4TI	3			

For ampere ratings and styles not listed, call Technical Services.



Figure 1

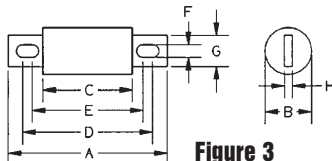


Figure 3

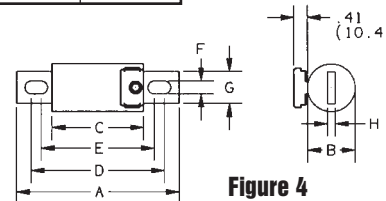


Figure 4

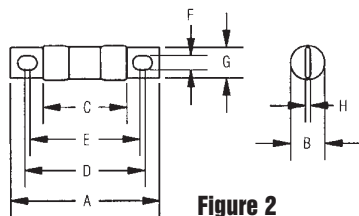


Figure 2

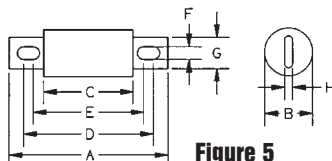


Figure 5

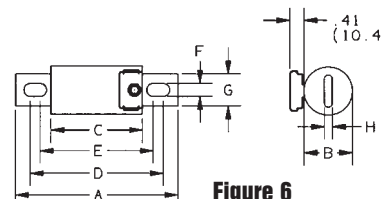


Figure 6

Dimensions

OUTLINE REF.	MOUNTING TYPE	FIG.	DIMENSIONS - INCHES (mm)								
			A	B	C	D	E	F	G	H	
A50P10 to 30	1	1	2.00 (50.8)	0.56 (14.2)	-	-	-	-	-	-	-
A50P35 to 60	1DS*	1	2.25 (57.2)	0.81 (20.6)	-	-	-	-	-	-	-
A50P35 to 60	4	2	3.19 (81.0)	0.81 (20.6)	1.63 (41.4)	2.50 (63.5)	2.25 (57.2)	0.34 (8.6)	0.72 (18.3)	0.13 (3.3)	
A50P70 to 100	4	3	3.63 (92.2)	1.00 (25.4)	2.13 (54.1)	2.94 (74.7)	2.81 (71.4)	0.31 (7.9)	0.75 (19.1)	0.13 (3.3)	
A50P125 to 200	4, 4TA**	3, 4**	3.63 (92.2)	1.22 (31.0)	2.13 (54.1)	2.94 (74.7)	2.81 (71.4)	0.31 (7.9)	1.00 (25.4)	0.19 (4.8)	
A50P225 to 400	4, 4TA**	3, 4**	4.34 (110)	1.50 (38.1)	2.09 (53.1)	3.41 (86.6)	2.78 (70.6)	0.41 (10.4)	1.00 (25.4)	0.25 (6.4)	
A50P450 to 600	4, 4TA**	3, 4**	4.47 (114)	2.00 (50.8)	2.22 (56.4)	3.53 (89.7)	2.91 (73.9)	0.41 (10.4)	1.50 (38.1)	0.25 (6.4)	
A50P700 to 800	4, 4TA**	5, 6**	6.47 (164)	2.50 (63.5)	2.22 (56.4)	4.63 (118)	4.31 (109)	0.53 (13.5)	2.00 (50.8)	0.38 (9.7)	
A50P900 to 1200	4	3	6.97 (177)	3.00 (76.2)	3.22 (81.8)	4.97 (126)	*** ***	0.63 (16.0)	2.38 (60.5)	0.44 (11.1)	

* Use with 60306J fuse block.
 ** Optional Trigger Actuator (TA)
 *** Mounting hole is round, diameter F.

