

# Circuit Breakers

## Type QP with INSTA-WIRE

LOAD CENTERS & CIRCUIT BREAKERS

Continuous Current Rating @ 40° C	Type QP <sup>①</sup>	Type QPH	Type HQP
	10,000A IR	22,000A IR	65,000A IR
	Catalog Number	Catalog Number	Catalog Number

### 1-Pole Plug-In (120V AC)<sup>⑤</sup>

Rating	Type QP	Type QPH	Type HQP
10	Q110 <sup>⑥</sup>	—	—
15	Q115 <sup>⑥</sup>	Q115H <sup>⑥</sup>	Q115HH <sup>⑥</sup>
20	Q120 <sup>⑥</sup>	Q120H <sup>⑥</sup>	Q120HH <sup>⑥</sup>
25	Q125	Q125H	Q125HH
30	Q130	Q130H	Q130HH
35	Q135	Q135H	Q135HH
40	Q140	Q140H	Q140HH
45	Q145	Q145H	Q145HH
50	Q150	Q150H	Q150HH
60	Q160	Q160H	Q160HH
70	Q170	Q170H	Q170HH



### 2-Pole Plug-In (Common-Trip 120/240V AC)<sup>⑥</sup>

Rating	Type QP	Type QPH	Type HQP
10	Q210 <sup>⑥</sup>	—	—
15	Q215	Q215H	Q215HH
20	Q220	Q220H	Q220HH
25	Q225	Q225H	Q225HH
30	Q230	Q230H	Q230HH
35	Q235	Q235H	Q235HH
40	Q240	Q240H	Q240HH
45	Q245	Q245H	Q245HH
50	Q250	Q250H	Q250HH
60	Q260	Q260H	Q260HH
70	Q270	Q270H	Q270HH
80	Q280	Q280H	Q280HH
90	Q290	Q290H	Q290HH
100	Q2100	Q2100H	Q2100HH
110	Q2110	Q2110H	Q2110HH
125	Q2125	Q2125H	Q2125HH



### 2-Pole Plug-In (Common-Trip 240V AC)<sup>④⑥</sup>

Rating	Type QP	Type QPH	Type HQP
15	Q215R	—	—
20	Q220R	—	—
30	Q230R	—	—
40	Q240R	—	—
50	Q250R	—	—
60	Q260R	—	—
70	Q270R	—	—
100	Q2100R	—	—

### 3-Pole Plug-In (Common-Trip 240V AC)<sup>⑦</sup>

Rating	Type QP	Type QPH	Type HQP
15	Q315	Q315H	Q315HH
20	Q320	Q320H	Q320HH
25	Q325	Q325H	Q325HH
30	Q330	Q330H	Q330HH
35	Q335	Q335H	Q335HH
40	Q340	Q340H	Q340HH
45	Q345	Q345H	Q345HH
50	Q350	Q350H	Q350HH
60	Q360	Q360H	Q360HH
70	Q370	Q370H	Q370HH
80	Q380	Q380H	Q380HH
90	Q390	Q390H	Q390HH
100	Q3100	Q3100H	Q3100HH



### QP / QPH / HQP Internal Accessories

Control Voltage AC	Catalog Number	Field/Factory Installed
120V Shunt Trip	add suffix ...00S01	Factory
24V Shunt Trip	add suffix ...00S07	Factory
120V Auxiliary Switch	add suffix ...01	Factory

### Modifications

Description	Catalog Number
400 Hz Calibration	add suffix ...Y
Marine 50°C Ambient Calibration	add suffix ...M
Fungus Proofing	add suffix ...F

For external accessories please refer to page 1-42.

■ Built to order. Allow 2-3 weeks for delivery.

① UL Listed for use with 60/75° wire through 40 amps, UL listed for use with 75° wire only for 50 amps and above, HACR rated.

② 1A and 1B contacts.

③ UL Listed for frequent switching applications (SWD). 120V AC Fluorescent Lighting.

④ UL Listed for use on 3-phase grounded "B" systems — 10,000 for this application.

⑤ Shipped 12 per sleeve.

⑥ Shipped 6 per sleeve.

⑦ Shipped 4 per sleeve.

⑧ UL Listed 5 KA IR.

⑨ Type QP1, UL listed for 16 AWG conductors and multiple wires.

# Circuit Breakers

## Duplex, Triplex and Quadplex Plug-In Breakers

### Duplex Circuit Breakers

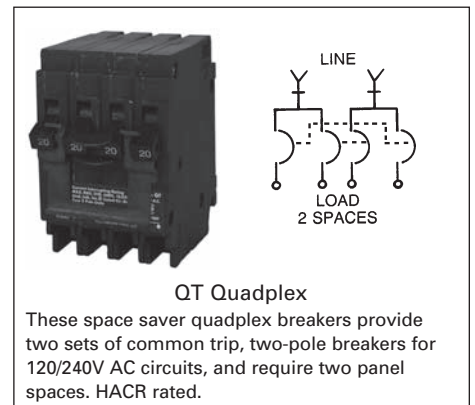

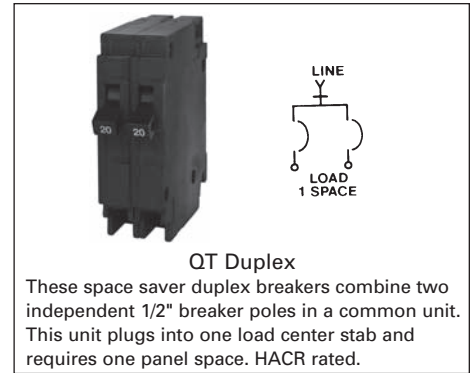
Breaker Type	Ampere Rating	Catalog Number	Catalog Number
<b>QT</b> 1-Pole 10K AIC 120V AC	15-15	<b>Q1515</b>	<b>Q1515NC</b> <sup>①</sup>
	15-20	<b>Q1520</b>	<b>Q1520NC</b> <sup>①</sup>
	20-20	<b>Q2020</b>	<b>Q2020NC</b> <sup>①</sup>
	20-30	<b>Q2030</b>	—
	30-15■	<b>Q3015</b>	—
	30-20	<b>Q3020</b>	—
	30-30	<b>Q3030</b>	<b>Q3030NC</b> <sup>①</sup>
SHIPPING: 12 per carton, (Wt. 4.8 lbs.)			

### Triplex Circuit Breakers

Breaker Type	Ampere Rating		Catalog Number
	Single Pole	Common-Trip 2-Pole	
<b>QT</b> 2-Pole 10K AIC 120/240V AC Inner Poles Common Trip	15	15	<b>Q21515CT</b>
	15	20	<b>Q21520CT</b>
	15	25	<b>Q21525CT</b> ■
	15	30	<b>Q21530CT</b>
	15	35	<b>Q21535CT</b> ■
	15	40	<b>Q21540CT</b>
	15	45	<b>Q21545CT</b> ■
	15	50	<b>Q21550CT</b>
	20	20	<b>Q22020CT</b>
	20	25	<b>Q22025CT</b> ■
	20	30	<b>Q22030CT</b>
	20	35	<b>Q22035CT</b> ■
	20	40	<b>Q22040CT</b>
	20	45	<b>Q22045CT</b> ■
	20	50	<b>Q22050CT</b>
	30	30	<b>Q23030CT</b>
SHIPPING: 6 per carton, (Wt. 4.9 lbs.)			

### Quadplex Circuit Breakers

Breaker Type	Ampere Rating		Catalog Number
	Common-Trip 2-Pole Inside	Common-Trip 2-Pole Outside	
<b>QT</b> 2-Pole 10K AIC 120/240V AC Inner and Outer 2 Poles Common Trip	15	15	<b>Q21515CT2</b>
	20	20	<b>Q22020CT2</b>
	20	30	<b>Q23020CT2</b>
	20	40	<b>Q24020CT2</b>
	30	30	<b>Q23030CT2</b>
	30	40	<b>Q24030CT2</b>
	40	40	<b>Q24040CT2</b>
	50	30	<b>Q23050CT2</b>
SHIPPING: 6 per carton, (Wt. 4.8 lbs.)			



For external accessories please refer to page 1-42.

For inches / millimeters conversion, see Application Data section.

■ Built to order. Allow 2-3 weeks for delivery.

① Non-CTL. For replacement use only in panels manufactured before 1968

# Circuit Breakers

## Special Application Breakers

### HID Lighting

For high-intensity discharge lamp loads having in-rush currents above the instantaneous trip setting of a standard breaker.

Breaker Type	Wiring Diagram	Complete Breaker UL Unenclosed	
		Ampere Rating	Catalog Number
QP 1-Pole 120V AC	Figure 1	15	Q115HID <sup>Ⓞ</sup> ■
		20	Q120HID <sup>Ⓞ</sup>
		30	Q130HID
QP 2-Pole 120/240V AC	Figure 2	15	Q215HID
		20	Q220HID■
		30	Q230HID■

### Molded Case Switch

For applications that do not require overcurrent protection.

QP 1-Pole 120V AC	Figure 1	100	Q1100S
QP 2-Pole 120/240V AC	Figure 2	30	Q230S
		60	Q260S
		125	Q2125S

### No-Noise

For applications that require a reduction in the 60-cycle hum of a standard breaker.

QP 2-Pole 120/240V AC	Figure 2	50	Q250NN■
		60	Q260NN
		70	Q270NN
		90	Q290NN■

### Switching Neutrals

Used where all conductors are required to be disconnected. Neutral pole of the circuit breaker does not connect to load center bus. One side is wired to neutral and the other side to the device.

QG 2-Wire Common Trip 120V AC	Figure 3	15	QG215
		20	QG220
		30	QG230■
QG 3-Wire Common Trip 120/240V AC	Figure 4	15	QG315■
		20	QG320
		30	QG330■

### Tungsten Lighting

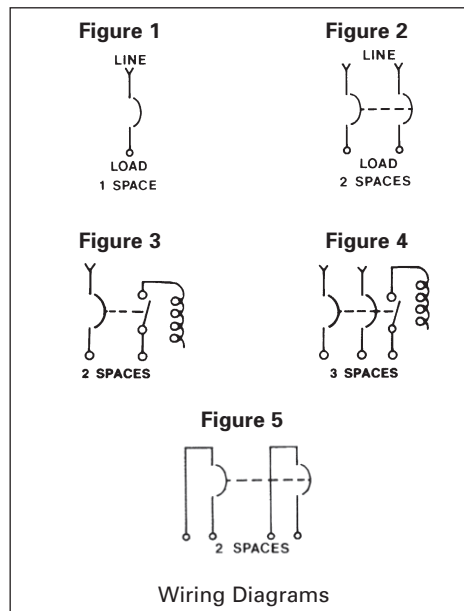

For high wattage, tungsten-lamp loads having in-rush currents above the instantaneous trip setting of a standard breaker.

QP 1-Pole 120V AC	Figure 1	15	Q115T <sup>Ⓞ</sup> ■
		20	Q120T <sup>Ⓞ</sup>

### Water Heater

When installed in a loadcenter, the water heater circuit breaker does not make electrical connection with the loadcenter busing. Separate metered circuit is connected to line terminals of the breaker. Used in special rate water heating areas.

QW 2-Pole 120/40V AC Plug-In	Figure 5	15	QW215
		20	QW220
		30	QW230



■ Built to order. Allow 2-3 weeks for delivery.  
Note: All circuit breakers on this page are 10K AIC

Ⓞ UL Listed as SWD (Switching Duty) Rated, suitable for 120V AC Fluorescent Lighting.

# Circuit Breakers

## 3/4 Inch Plug-In Breakers

### Features

- 3/4" format
- HACR Rated
- UL Classified for use in certain Square D load centers

### Type QD Circuit Breakers

The Type QD circuit breaker line is available in 1-pole and 2-pole common trip versions listed on this page.

The circuit breakers are UL Classified and UL Listed.

All QD breakers are supplied with load side connectors suitable for 60/75°C wire and are calibrated for 40°C maximum ambient applications.

### UL Classified

Siemens Type QD circuit breakers are UL Classified for use in specific Square D load centers in place of Square D Type QO® circuit breakers. A Panelboard Compatibility List packaged with each QD breaker shows which type QD circuit breakers are acceptable for use in Square D load centers.

The interrupting rating on these circuit breakers is 10,000A IR maximum and they are **not** series rated with Square D circuit breakers or equipment. This UL Classification allows a Siemens Type QD circuit breaker to be used in place of a Square D Type QO circuit breaker in those load centers that are specifically shown on the Panelboard Compatibility list. For additional information, contact your local Siemens sales engineer.



Continuous Current Rating @ 40°C	1-Pole	2-Pole
	120V	120/240V Common Trip
	Catalog Number	Catalog Number
15	D115 <sup>①</sup>	D215
20	D120 <sup>①</sup>	D220
30	D130	D230
40	D140	D240
50	D150	D250
60	D160	D260

### Shipping Weights

Number of Poles	Number Per Carton	Shipping Weight (lbs.)
1	16	3.8
2	8	4.2

## Panelboard Compatibility List

### Listed Panelboards—Square D—Catalog Numbers

QO2L30F/S	QO12M100/RB	QO120-30M150/RB	QO130-40M200
QO2-4L70F/S	QO16-20M100/RB	QO124L150G	QO130200/RB
QO2-4L70TS	QO16M100/RB	QO124M150	QO130-40L200G/RB
QO2-4L70RB	QO20M100/RB	QO130L150G/RB	QO140M200/RB
QO6-12L100F/S	QO112L125G/RB	QO130M150/RB	QO16L200/RB
QO6-12L100DF/S	QO112-24L125/RB	QO16L150/RB	QO16M200/RB
QO6-12L100TF/S	QO112-24L125GWGC	QO16M150/RB	QO18-16M200FTRB
QO6-12L100DTF/S	QO116L125G	QO16-30L150/RB	QO20-40L200/RB
QO6-12L100RB	QO116-24L125G/RB	QO18-16M150FTRB	QO20-40M200TF/S
QO8-16L100F/S	QO12-24L125/RB	QO20-30M150/RB	QO20-40M200/RB
QO8-16L100DF/S	QO120-24L125G	QO20-30M150TF/S	QO24L200/RB
QO8-16L100TF/S	QO120-24L125GWGC	QO20-30L150	QO24M200/RB
QO-16L100DTF/S	QO120L125G	QO24L150/RB	QO30L200/RB
QO8-16L100RB	QO124L125G/RB	QO24M150/RB	QO30M200/RB
QO112M100/RB	QO124M125/RB	QO30L150/RB	QO30-40L200/RB
QO116M100/RB	QO16L125/RB	QO30M150/RB	QO30-40M200/RB
QO120M100/RB	QO16-12M125FTRB	QO8-16M200FT/RB	QO40M200/RB
QO124M100	QO16-24L125/RB	QO112L200G/RB	QO140M225
QO12L100DF/S	QO20L125/RB	QO120-40M200/RB	QO142L225G/RB
QO12L100RB	QO20-24L125/RB	QO120-40M200TC	
QO12-20M100/RB	QO24L125/RB	QO124M200	
QO12-20M100TF/S	QO120-30L150G	QO130L200G/RB	

For inches / millimeters conversion, see Application Data section.

① UL Listed for frequent switching applications (SWD). 120V AC Fluorescent Lighting. One or two load conductors.