

Circuit Breakers

Lug-In/Lug-Out with INSTA-WIRE

Selection

All BQ/BQH/HBQ circuit breakers are supplied with load side lugs. If line side lugs are required, add suffix "L" to catalog number. Consult Siemens for any additional charge. All standard circuit breakers are calibrated for 40°C maximum ambient application.

Continuous Current Rating @ 40° C	Type BQ ^①	Type BQH	Type HBQ
	10,000A IR Catalog Number	22,000A IR Catalog Number	65,000A IR Catalog Number

1-Pole (120V AC)^⑤

Rating	Type BQ ^①	Type BQH	Type HBQ
15	BQ1B015 ^④	BQ1B015H ^④	HB1B015 ^④
20	BQ1B020 ^④	BQ1B020H ^④	HB1B020 ^④
25	BQ1B025	BQ1B025H	HB1B025
30	BQ1B030	BQ1B030H	HB1B030
35	BQ1B035	BQ1B035H	HB1B035
40	BQ1B040	BQ1B040H	HB1B040
45	BQ1B045	BQ1B045H	HB1B045
50	BQ1B050	BQ1B050H	HB1B050
60	BQ1B060	BQ1B060H	HB1B060
70	BQ1B070	BQ1B070H	HB1B070

2-Pole (Common-Trip 120/240V AC)^⑥

Rating	Type BQ	Type BQH	Type HBQ
15	BQ2B015	BQ2B015H	HB2B015
20	BQ2B020	BQ2B020H	HB2B020
25	BQ2B025	BQ2B025H	HB2B025
30	BQ2B030	BQ2B030H	HB2B030
35	BQ2B035	BQ2B035H	HB2B035
40	BQ2B040	BQ2B040H	HB2B040
45	BQ2B045	BQ2B045H	HB2B045
50	BQ2B050	BQ2B050H	HB2B050
60	BQ2B060	BQ2B060H	HB2B060
70	BQ2B070	BQ2B070H	HB2B070
80	BQ2B080	BQ2B080H	HB2B080
90	BQ2B090	BQ2B090H	HB2B090
100	BQ2B100	BQ2B100H	HB2B100
110	BQ2B110	BQ2B110H	HB2B110
125	BQ2B125	BQ2B125H	HB2B125

2-Pole (Common-Trip 240V AC)^{③⑥}

Rating	Type BQ	Type BQH	Type HBQ
15	BQ2H015	—	—
20	BQ2H020	—	—
30	BQ2H030	—	—
40	BQ2H040	—	—
50	BQ2H050	—	—
60	BQ2H060	—	—
70	BQ2H070	—	—
80	BQ2H080	—	—
90	BQ2H090	—	—
100	BQ2H100	—	—

3-Pole (Common-Trip 240V AC)^⑦

Rating	Type BQ	Type BQH	Type HBQ
15	BQ3B015	BQ3B015H	HB3B015
20	BQ3B020	BQ3B020H	HB3B020
25	BQ3B025	BQ3B025H	HB3B025
30	BQ3B030	BQ3B030H	HB3B030
35	BQ3B035	BQ3B035H	HB3B035
40	BQ3B040	BQ3B040H	HB3B040
45	BQ3B045	BQ3B045H	HB3B045
50	BQ3B050	BQ3B050H	HB3B050
60	BQ3B060	BQ3B060H	HB3B060
70	BQ3B070	BQ3B070H	HB3B070
80	BQ3B080	BQ3B080H	HB3B080
90	BQ3B090	BQ3B090H	HB3B090
100	BQ3B100	BQ3B100H	HB3B100


BQ / BQH / HBQ Internal Accessories

Description	Catalog Number	Field/Factory Installed
120V Shunt Trip	add suffix...00S01	Factory
24V Shunt Trip	add suffix...00S07	Factory
120V Auxiliary Switch	add suffix...01 ^②	Factory

■ Built to order. Allow 2-3 weeks for delivery
 ① UL Listed for use with 60/75° wire through 40 amps, UL listed for use with 75° wire only for 50 amps and above, HACR rated.

② 1A and 1B contacts.
 ③ UL Listed for use on 3-phase grounded "B" systems — 10,000 for this application.
 ④ UL Listed for frequent switching applications (SWD). 120V AC Fluorescent Lighting.

⑤ Shipped 12 per sleeve.
 ⑥ Shipped 6 per sleeve.
 ⑦ Shipped 4 per sleeve.
 ⑧ UL Listed 5KA IR.



Factory Modifications

Description	Catalog Number
Line Side Lugs	add suffix...L
Quick Connect Lug	add suffix...QX
400Hz Calibration	add suffix...Y ^⑧
Marine 50° C Ambient Calibration	add suffix...M
Fungus Proofing	add suffix...F

For external accessories, please refer to page 7-93

7
MOLDED CASE
CIRCUIT BREAKERS

Molded Case Circuit Breakers

DIN Rail Mounted Circuit Breakers

Selection/Dimensions

Breaker Type	Ampere Rating	Catalog Number	Load Side Connector	Interrupting Ratings (KA) (RMS Symmetrical Amperes) Volts AC	
				120	120/240

1-Pole DIN Rail (120V AC)

BQXD 1-Pole 120V DIN Rail	10	BQ1B010QLD	TC1Q1	10	
	15	BQ1B015QLD	TC1Q1	10	
	20	BQ1B020QLD	TC1Q1	10	
	25	BQ1B025QLD	TC1Q1	10	
	30	BQ1B030QLD	TC1Q1	10	
	35	BQ1B035QLD	TC1Q1	10	
	40	BQ1B040QLD	TC1Q1	10	
	45	BQ1B045QLD	TA1Q1	10	
	50	BQ1B050QLD	TA1Q1	10	
	60	BQ1B060QLD	TA1Q1	10	
	10	BQ1B010QXD	Quick-Connect	10	
	15	BQ1B015QXD	Quick-Connect	10	
	20	BQ1B020QXD	Quick-Connect	10	
	25	BQ1B025QXD	Quick-Connect	10	
	30	BQ1B030QXD	Quick-Connect	10	
	35	BQ1B035QXD	Quick-Connect	10	
	40	BQ1B040QXD	Quick-Connect	10	
	45	BQ1B045QXD	Quick-Connect	10	
50	BQ1B050QXD	Quick-Connect	10		
60	BQ1B060QXD	Quick-Connect	10		

2-Pole DIN Rail (120/240V AC)

BQXD 2-Pole 120/240V DIN Rail	10	BQ2B010QLD	TC1Q1		10
	15	BQ2B015QLD	TC1Q1		10
	20	BQ2B020QLD	TC1Q1		10
	25	BQ2B025QLD	TC1Q1		10
	30	BQ2B030QLD	TC1Q1		10
	35	BQ2B035QLD	TC1Q1		10
	40	BQ2B040QLD	TC1Q1		10
	45	BQ2B045QLD	TA1Q1		10
	50	BQ2B050QLD	TA1Q1		10
	60	BQ2B060QLD	TA1Q1		10
	10	BQ2B010QXD	Quick-Connect		10
	15	BQ2B015QXD	Quick-Connect		10
	20	BQ2B020QXD	Quick-Connect		10
	25	BQ2B025QXD	Quick-Connect		10
	30	BQ2B030QXD	Quick-Connect		10
	35	BQ2B035QXD	Quick-Connect		10
	40	BQ2B040QXD	Quick-Connect		10
	45	BQ2B045QXD	Quick-Connect		10
50	BQ2B050QXD	Quick-Connect		10	
60	BQ2B060QXD	Quick-Connect		10	

Lugs-For Use with BQ, BQH, HBQ[®]

Circuit Breaker Amp. Rtg.	Cab. Per Lug	Lug Wire Range AWG	Catalog Number
Line Side			
10-40	1	#16-#6 Cu #12-#6 Al	TC1Q1 ^②
45-125	1	#8-#1 Cu #6-#1/0 Al	TA1Q1
Load Side			
10	2	#16 Cu	Connectors are Supplied with Circuit Breaker
15-20	1	#14-#10 Cu #12-#10 Al	
25-35	1	#14-#6 Cu #12-#10 Al	
40-50	1	#8-#6 Cu #8-#4 Al	
55-70	1	#8-#4 Cu #8-#2 Al	
80-100	1	#4-#1/0 Cu #2-#1/0 Al	
110-125	1	#2-#1/0 Cu #1/0-#2/0 Al	

For inches / millimeters conversion, see Application Data section.

■ Built to order. Allow 2-3 weeks for delivery.

Ⓞ UL Listed for use with 60/75° wire through 40 amps.
UL listed for use with 75° wire only for 50 amps and above, HACR rated.

Finger Safe Terminal Shield

Protects against accidental contact with lugs-1 per lug. Fits line and load end.

Catalog Number	Qty
BQFS2	2
BQFS1K	1000

Enclosures

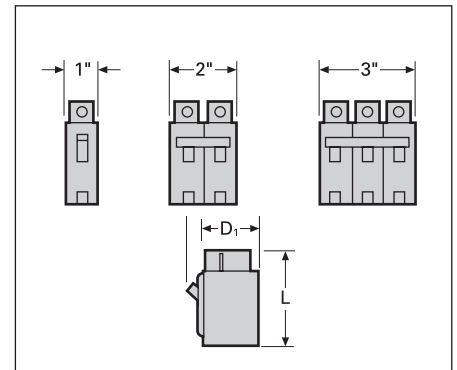

Type	Catalog Number [Ⓞ]
1	EB3100S [Ⓞ]
3R	WB3100

② Connector has steel construction.

Ⓞ Surface mounted indoor. If flush mounting is required, replace suffix "S" in catalog number with suffix "F".

Ⓞ Neutral included in enclosure.

Ⓞ Enclosure will not accept circuit breakers with shunt trips or auxiliary switches installed.



Breaker Type	Amperes	Dimensions (inches)		
		L	D1	D2
BQ, BQH	15-50	3%	2%	3
BQ, BQH	55-125	4	2%	3
HBQ	15-125	4	2%	3
BOXD	15-60	4%	2%	3

Ⓞ Type BQXD uses TA1Q1 or TC1Q1 lugs on line side of circuit breaker.

Enclosures, see Section 6
For external accessories, please refer to pages 7-93, 7-95 to 7-100

Molded Case Circuit Breakers

QJ 225A Frame

Selection/Dimensions

Continuous Current Rating @ 40°C	2-Pole 240V AC Catalog Number	3-Pole 240V AC Catalog Number
----------------------------------	-------------------------------	-------------------------------

Type QJ2^②

Current Rating	2-Pole Catalog Number	3-Pole Catalog Number
60	QJ22B060■	QJ23B060
70	QJ22B070■	QJ23B070
80	QJ22B080■	QJ23B080■
90	QJ22B090■	QJ23B090■
100	QJ22B100	QJ23B100
110	QJ22B110■	QJ23B110
125	QJ22B125	QJ23B125
150	QJ22B150	QJ23B150
175	QJ22B175	QJ23B175
200	QJ22B200	QJ23B200
225	QJ22B225	QJ23B225

Type QJH2^②

Current Rating	2-Pole Catalog Number	3-Pole Catalog Number
60	QJH22B060■	QJH23B060■
70	QJH22B070■	QJH23B070■
80	QJH22B080■	QJH23B080■
90	QJH22B090■	QJH23B090■
100	QJH22B100■	QJH23B100
110	QJH22B110■	QJH23B110
125	QJH22B125	QJH23B125
150	QJH22B150	QJH23B150
175	QJH22B175■	QJH23B175
200	QJH22B200	QJH23B200
225	QJH22B225	QJH23B225

Type QJ2H^②

Current Rating	2-Pole Catalog Number	3-Pole Catalog Number
60	QJ22B060H■	QJ23B060H■
70	QJ22B070H■	QJ23B070H■
80	QJ22B080H■	QJ23B080H■
90	QJ22B090H■	QJ23B090H■
100	QJ22B100H■	QJ23B100H
110	QJ22B110H■	QJ23B110H■
125	QJ22B125H	QJ23B125H
150	QJ22B150H	QJ23B150H
175	QJ22B175H■	QJ23B175H
200	QJ22B200H	QJ23B200H
225	QJ22B225H	QJ23B225H

Type HQJ2^②

Current Rating	2-Pole Catalog Number	3-Pole Catalog Number
100	—	HQJ23B100▲
110	—	HQJ23B110▲
125	—	HQJ23B125▲
150	—	HQJ23B150▲
175	—	HQJ23B175▲
200	—	HQJ23B200▲
225	—	HQJ23B225▲

QJ2

Internal Accessories (Factory installed only) (3-pole only)^③
Add suffix to catalog number.

Control Voltage		Shunt Trip Suffix	Auxiliary Switches		Shunt Trip and 1A and 1B Auxiliary Switch Suffix
AC	DC		1A and 1B Suffix	2A and 2B Suffix	
120/240		00S01■	A01■	A02■	01S01■
	24	00S07■	A01■	A02■	01S07■
	48	00S09■	A01■	A02■	01S09■

■ Built to order. Allow 2-3 weeks for delivery.
▲ Built to order. Allow 6-8 weeks for delivery.
② See Note: A page 7-81.
Note: QJ breakers are UL Listed for reverse feed applications.

③ HACR rated.
③ Internal accessories are not available on 2-pole QJ breakers.

Enclosures Section 6
For external accessories, please refer to pages 7-95 to 7-100

Ordering Information

Load side TA1Q300 lugs are mounted and included when circuit breaker is ordered. For line and load lugs (TA1Q300) installed at no additional charge, add suffix "L" to catalog number.

50°C Calibration - See page 7-91.
400HZ. - See page 7-91.

Shipping Weights

QJ2, QJH2, QJ2H, HQJ2		
Number of Poles	Number per Carton	Shipping Weight (lbs.)
2	10	30
3	10	41

Lugs For 75°C Wire^①

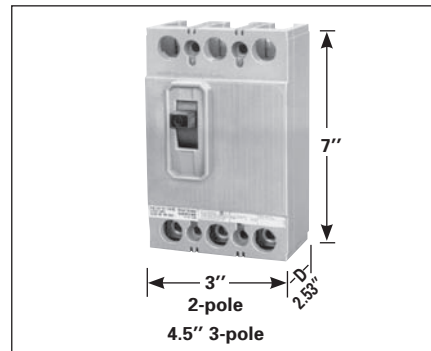
Catalog Number	Lug Body	Lug Wire Range
TA1Q300	Al	(1) #6—300 kcmil Cu (1) #4—300 kcmil Al
TC1Q250	Cu	(1) #6—250 kcmil Cu

Enclosures (Neutral Included)

Type	Catalog Number
1 3R (2-pole) 3R (3-pole)	EB3225(S)(F) WB2225 WB3225

UL 489 Interrupting Ratings

Breaker Type	RMS Symmetrical Amperes (kA) Volts AC (50/60 Hz)	
	240	208Y/120
QJ2	10	—
QJH2	22	—
QJ2H	42	—
HQJ2	65	100



7
MOLDED CASE
CIRCUIT BREAKERS

Molded Case Circuit Breakers

CQD 100A Frame

Type CQD (Cable In - Cable Out) DIN Rail Mount[Ⓢ]

Continuous Current Rating @ 40°C	1-Pole	2-Pole	3-Pole
	277V AC 125V DC	480Y/277V AC 125/250V DC	480Y/277V AC
	Catalog Number	Catalog Number	Catalog Number
15	CQD115 [Ⓢ] Ⓢ	CQD215 [Ⓢ]	CQD315 [Ⓢ]
20	CQD120 [Ⓢ] Ⓢ	CQD220 [Ⓢ]	CQD320 [Ⓢ]
25	CQD125 [Ⓢ]	CQD225 [Ⓢ]	CQD325 [Ⓢ]
30	CQD130 [Ⓢ]	CQD230 [Ⓢ]	CQD330 [Ⓢ]
35	CQD135 [Ⓢ] ■	CQD235 [Ⓢ] ■	CQD335 [Ⓢ]
40	CQD140 [Ⓢ] ■	CQD240 [Ⓢ]	CQD340 [Ⓢ]
45	CQD145 [Ⓢ] ■	CQD245 [Ⓢ] ■	CQD345 [Ⓢ] ■
50	CQD150 [Ⓢ] ■	CQD250 [Ⓢ]	CQD350 [Ⓢ]
60	CQD160■	CQD260	CQD360
70	CQD170■	CQD270	CQD370
80	CQD180■	CQD280	CQD380
90	CQD190■	CQD290■	CQD390
100	CQD1100■	CQD2100	CQD3100

Type CQD6 (Cable In - Cable Out) CSA Certified, not UL

Continuous Current Rating @ 40°C	1-Pole	2-Pole	3-Pole
	347V AC 125V DC	600Y/347V AC 125/250V DC	600Y/347V AC
	Catalog Number	Catalog Number	Catalog Number
15	—	CQD6215■	CQD6315■
20	CQD6120 [Ⓢ] ■	CQD6220■	CQD6320■
25	CQD6125 [Ⓢ] ■	CQD6225■	CQD6325■
30	CQD6130 [Ⓢ] ■	CQD6230■	CQD6330■
35	CQD6135■	CQD6235■	CQD6335■
40	CQD6140■	CQD6240■	CQD6340■
45	CQD6145■	CQD6245■	CQD6345■
50	CQD6150■	CQD6250■	CQD6350■
60	CQD6160■	CQD6260■	CQD6360■
70	CQD6170■	CQD6270■	—

Interrupting Ratings

Breaker Type	Number of Poles	RMS Symmetrical Amperes (KA)						
		Volts AC (50/60 Hz)					Volts DC	
		120	240	277	480/277	600/347	125	125/250
CQD (UL)	1	65	—	14	—	—	14	—
	2	—	65	—	14	—	—	14
	3	—	65	—	14	—	—	—
CQD6 (CSA)	1	65	—	14	—	10	14	—
	2	—	65	—	—	10	—	14
	3	—	65	—	—	10	—	—

For inches / millimeters conversion, see Application Data section.

■ Built to order. Allow 2-3 weeks for delivery.

Ⓢ HID rated.

Ⓢ SWD rated.

Ⓢ HACR rated.

Note: CQD breakers are UL Listed for reverse feed applications.

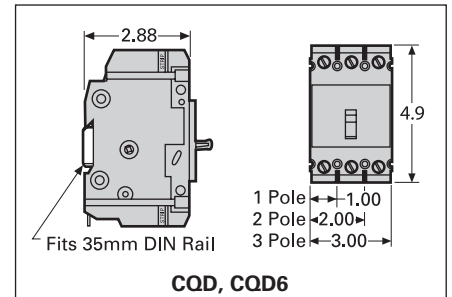

Selection/Dimensions

Shipping Weights

Number of Poles	Number per Carton	Shipping Weight lbs. (kg)
1	1	0.5 (0)
2	1	1.0 (0)
3	1	1.5 (1)

Lugs For 60/75°C Wire

Amps	Wire Size
15-40	#14-#6 AWG Cu #12-#6 AWG Al
45-100	#8-#1 AWG Cu #6-#1/0 AWG Al



Enclosures Section 6
Accessories pages 7-42 and 7-95 to 7-100

Molded Case Circuit Breakers

NGG 125A Frame

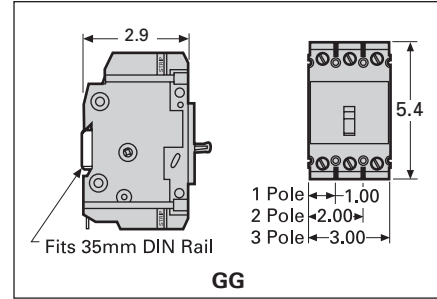
Selection/Dimensions

GG 125A Frame (Cable In - Cable Out)

Continuous Current Rating @ 40°C	1-Pole	2-Pole	3-Pole
	Catalog Number	Catalog Number	Catalog Number
15	NGG1B015L ^{①②}	NGG2B015L ^②	NGG3B015L ^②
20	NGG1B020L ^{①②}	NGG2B020L ^②	NGG3B020L ^②
25	NGG1B025L ^②	NGG2B025L ^②	NGG3B025L ^②
30	NGG1B030L ^②	NGG2B030L ^②	NGG3B030L ^②
35	NGG1B035L ^②	NGG2B035L ^②	NGG3B035L ^②
40	NGG1B040L ^②	NGG2B040L ^②	NGG3B040L ^②
45	NGG1B045L ^②	NGG2B045L ^②	NGG3B045L ^②
50	NGG1B050L ^②	NGG2B050L ^②	NGG3B050L ^②
60	NGG1B060L	NGG2B060L	NGG3B060L
70	NGG1B070L	NGG2B070L	NGG3B070L
80	NGG1B080L	NGG2B080L	NGG3B080L
90	NGG1B090L	NGG2B090L	NGG3B090L
100	NGG1B100L	NGG2B100L	NGG3B100L
110	NGG1B110L	NGG2B110L	NGG3B110L
125	NGG1B125L	NGG2B125L	NGG3B125L



GG



GG

Line and load lugs are included as standard. If no lugs are required, remove the "L" suffix. HACR rated.

Suitable for screws or DIN rail mounting.

Type HGG (Cable In - Cable Out)

Continuous Current Rating @ 40°C	1-Pole	2-Pole	3-Pole
	Catalog Number	Catalog Number	Catalog Number
15	HGG1B015L ^{①②}	HGG2B015L ^②	HGG3B015L ^②
20	HGG1B020L ^{①②}	HGG2B020L ^②	HGG3B020L ^②
25	HGG1B025L ^②	HGG2B025L ^②	HGG3B025L ^②
30	HGG1B030L ^②	HGG2B030L ^②	HGG3B030L ^②
35	HGG1B035L ^②	HGG2B035L ^②	HGG3B035L ^②
40	HGG1B040L ^②	HGG2B040L ^②	HGG3B040L ^②
45	HGG1B045L ^②	HGG2B045L ^②	HGG3B045L ^②
50	HGG1B050L ^②	HGG2B050L ^②	HGG3B050L ^②
60	HGG1B060L	HGG2B060L	HGG3B060L
70	HGG1B070L	HGG2B070L	HGG3B070L
80	HGG1B080L	HGG2B080L	HGG3B080L
90	HGG1B090L	HGG2B090L	HGG3B090L
100	HGG1B100L	HGG2B100L	HGG3B100L
110	HGG1B110L	HGG2B110L	HGG3B110L
125	HGG1B125L	HGG2B125L	HGG3B125L

Type LGG (Cable In - Cable Out)

Continuous Current Rating @ 40°C	1-Pole	2-Pole	3-Pole
	Catalog Number	Catalog Number	Catalog Number
15	LGG1B015L ^{①②}	LGG2B015L ^②	LGG3B015L ^②
20	LGG1B020L ^{①②}	LGG2B020L ^②	LGG3B020L ^②
25	LGG1B025L ^②	LGG2B025L ^②	LGG3B025L ^②
30	LGG1B030L ^②	LGG2B030L ^②	LGG3B030L ^②
35	LGG1B035L ^②	LGG2B035L ^②	LGG3B035L ^②
40	LGG1B040L ^②	LGG2B040L ^②	LGG3B040L ^②
45	LGG1B045L ^②	LGG2B045L ^②	LGG3B045L ^②
50	LGG1B050L ^②	LGG2B050L ^②	LGG3B050L ^②
60	LGG1B060L	LGG2B060L	LGG3B060L
70	LGG1B070L	LGG2B070L	LGG3B070L
80	LGG1B080L	LGG2B080L	LGG3B080L
90	LGG1B090L	LGG2B090L	LGG3B090L
100	LGG1B100L	LGG2B100L	LGG3B100L
110	LGG1B110L	LGG2B110L	LGG3B110L
125	LGG1B125L	LGG2B125L	LGG3B125L

Shipping Weights

Number of Poles	Number per Carton	Shipping Weight lbs. (kg)
1	1	.75 (0.34)
2	1	1.3 (0.59)
3	1	2.0 (0.98)

Lugs For 60/75°C Wire

NGG		
Ampere Rating	Wire Size	Catalog Number
15-30A	#14-#6 AWG Cu	TC1Q1 (qty. 1)
	#12-#6 AWG Al	3TC1Q1 (qty. 3)
35-125A	#8-1/0 AWG Cu #8-2/0 AWG Al	3TC1GG20 (qty. 3)
15-125A	Nut Keeper plate w/ screw (for crimp terminals)	TNKG3 (qty. 3)

Interrupting Ratings (max. RMS symmetrical amperes kA)

Breaker Type	Poles	UL489							IEC 60947-2 (Ics = 50%Icu)				
		Volts AC							Volts DC		Volts AC		Volts DC
		120	240	277	347	480Y/347	600Y/347	125	125/250	240	415	125/250	
NGG	1	65	—	25	14	—	—	14	—	25	—	—	
	2,3	—	65	—	—	25	14	—	14 ^①	65	—	—	
HGG	1	65	—	35	14	—	—	14	—	—	—	—	
	2,3	—	65	—	—	35	14	—	14 ^①	—	—	—	
LGG	1	65	—	65	14	—	—	14	—	—	—	—	
	2,3	—	65	—	—	65	14	—	14 ^①	—	—	—	

For inches / millimeters conversion, see Application Data section.

① SWD rated.

② HID rated at 15-50A 1-pole @ 277 VAC; 2 & 3-pole @ 480 VAC

Enclosures Section 6
Accessories pages 7-42 and 7-95 to 7-100


Molded Case Circuit Breakers

Accessories^①

Selection

Shunt Trip

Control Voltage		BQD, BQD6, CQD, CQD6, NGG, HGG, LGG, NGB, HGB and LGB Catalog Number
V AC	V DC	
120	—	CQDST120
240	—	CQDST240▲
277	—	CQDST277▲
480	—	CQDST480▲
600	—	CQDST600
—	12	CQDST12
—	24	CQDST24
—	48	CQDST48
—	125	CQDST125



CQD with Accessory Installed

Auxiliary Switch

Maximum Voltage		Number of Contacts	BQD, BQD6, CQD, CQD6, NGG, HGG, LGG, NGB, HGB and LGB Catalog Number
AC	DC		
240	125	1A-1B	CQDA1
240	125	2A-2B	CQDA2

Alarm Switch

Maximum Voltage		BQD, BQD6, CQD, CQD6, NGG, HGG, LGG, NGB, HGB and LGB Catalog Number
AC	DC	
240	125	CQDBA

Shunt Trip and Auxiliary Switch Combinations

Shunt Trip Voltage		BQD, BQD6, CQD, CQD6, NGG, HGG, LGG, NGB, HGB and LGB Catalog Number
AC	DC	
24	—	CQDST24AAS▲
120	—	CQDST120AAS▲
240	—	CQDST240AAS▲
277	—	CQDST277AAS▲
480	—	CQDST480AAS▲
600	—	CQDST600AAS▲
—	12	CQDST12DAS▲
—	24	CQDST24DAS▲
—	48	CQDST48DAS▲
—	125	CQDST125DAS▲

Alarm and Auxiliary Switch Combinations

For Breaker	Catalog Number
BQD, BQD6, CQD, CQD6, NGG, HGG, LGG, NGB, HGB and LGB	CQDA1BA▲

▲ Built to order. Allow 6-8 weeks for delivery.

① Adds 1-pole space for accessory.


Molded Case Circuit Breakers

EG 125A Frame

Selection/Dimensions

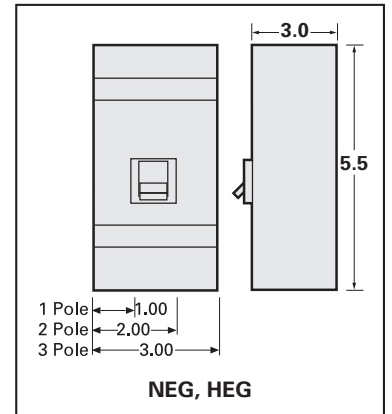
Type NEG (Cable In - Cable Out)

Continuous Ampere Rating @ 40°C	1-Pole	2-Pole	3-Pole	4-Pole
	Catalog Number	Catalog Number	Catalog Number	Catalog Number
15	NEG1B015L ^{①②}	NEG2B015L ^②	NEG3B015L	NEG4B015L
20	NEG1B020L ^{①②}	NEG2B020L ^②	NEG3B020L	NEG4B020L
25	NEG1B025L ^②	NEG2B025L ^②	NEG3B025L	NEG4B025L
30	NEG1B030L ^②	NEG2B030L ^②	NEG3B030L	NEG4B030L
35	NEG1B035L ^②	NEG2B035L ^②	NEG3B035L	NEG4B035L
40	NEG1B040L ^②	NEG2B040L ^②	NEG3B040L	NEG4B040L
45	NEG1B045L ^②	NEG2B045L ^②	NEG3B045L	NEG4B045L
50	NEG1B050L ^②	NEG2B050L ^②	NEG3B050L	NEG4B050L
60	NEG1B060L	NEG2B060L	NEG3B060L	NEG4B060L
70	NEG1B070L	NEG2B070L	NEG3B070L	NEG4B070L
80	NEG1B080L	NEG2B080L	NEG3B080L	NEG4B080L
90	NEG1B090L	NEG2B090L	NEG3B090L	NEG4B090L
100	NEG1B100L	NEG2B100L	NEG3B100L	NEG4B100L
110	NEG1B110L	NEG2B110L	NEG3B110L	NEG4B110L
125	NEG1B125L	NEG2B125L	NEG3B125L	NEG4B125L



Type HEG (Cable In - Cable Out)

Continuous Ampere Rating @ 40°C	1-Pole	2-Pole	3-Pole	4-Pole
	Catalog Number	Catalog Number	Catalog Number	Catalog Number
15	HEG1B015L ^{①②}	HEG2B015L ^②	HEG3B015L	HEG4B015L
20	HEG1B020L ^{①②}	HEG2B020L ^②	HEG3B020L	HEG4B020L
25	HEG1B025L ^②	HEG2B025L ^②	HEG3B025L	HEG4B025L
30	HEG1B030L ^②	HEG2B030L ^②	HEG3B030L	HEG4B030L
35	HEG1B035L ^②	HEG2B035L ^②	HEG3B035L	HEG4B035L
40	HEG1B040L ^②	HEG2B040L ^②	HEG3B040L	HEG4B040L
45	HEG1B045L ^②	HEG2B045L ^②	HEG3B045L	HEG4B045L
50	HEG1B050L ^②	HEG2B050L ^②	HEG3B050L	HEG4B050L
60	HEG1B060L	HEG2B060L	HEG3B060L	HEG4B060L
70	HEG1B070L	HEG2B070L	HEG3B070L	HEG4B070L
80	HEG1B080L	HEG2B080L	HEG3B080L	HEG4B080L
90	HEG1B090L	HEG2B090L	HEG3B090L	HEG4B090L
100	HEG1B100L	HEG2B100L	HEG3B100L	HEG4B100L
110	HEG1B110L	HEG2B110L	HEG3B110L	HEG4B110L
125	HEG1B125L	HEG2B125L	HEG3B125L	HEG4B125L



Line and load lugs are included as standard.
HACR rated.
Suitable for screw mounting.

Shipping Weights

Number of Poles	Number per Carton	Shipping Weight lbs. (kg)
1	1	1.1 (0.5)
2	1	2.0 (0.9)
3	1	3.1 (1.4)
4	1	3.9 (1.8)

Lugs For 60/75°C Wire

NEG/HEG		
Ampere Rating	Wire Size	Catalog Number
15-125A	#14 - 3/0 AWG Cu (steel lugs)	3TW1EG30 (qty. 3)
15-125A ^①	#14 - 1/0 AWG Cu #14 - 1/0 AWG Al	3TA1EG10 (qty. 3)
15-125A ^①	#6 - 3/0 AWG Cu #6 - 3/0 AWG Al	3TA1EG30 (qty. 3)
15-125A	Nut Keeper plate w/ screw (for crimp terminals)	TNKE3 (3-Pole) TNKE4 (4-Pole)

Interrupting Ratings

Breaker Type	Number of Poles	UL 489 AIR						IEC 60947-2						
		RMS Symmetrical Amperes (KA)						Volts AC (50/60Hz)						
		Volts AC(50/60Hz)			Volts DC			220/240		380/415		Volts DC		
		240	277	347	480	600/347	125	125/250	Icu	Ics	Icu	Ics	125	125/250
NEG	1	85	35	22	—	—	35	—	85	43	—	—	35	—
	2, 3, 4	85	—	—	35	22 ^②	—	35	85	43	40	20	—	35
HEG	1	100	65	25	—	—	42	—	100	50	—	—	42	—
	2, 3, 4	100	—	—	65	25 ^②	—	42	100	50	70	35	—	42

For inches / millimeters conversion, see Application Data section.

① SWD rated.
② HID rated 277 VAC.

③ Applies to 3 & 4-pole breakers only.
④ Optional lugs for NEG and HEG breakers.

Accessories pages 7-44 and 7-95 to 7-100

Molded Case Circuit Breakers

Internal Accessories for NEG and HEG 125A Frame

Selection

Shunt Trip

Control Voltage		NEG, HEG, NEB, HEB Catalog Number
V AC	V DC	
110-240	—	STREB240A
—	125	STRED125D
380-600	—	STREB600
24-60	24-60	STREB60D

Auxiliary Switch

Maximum Voltage		Number of Contacts	NEG, HEG, NEB, HEB Catalog Number
AC	DC		
240	125	1A-1B	ASKE2
240	125	2A-2B	ASKE3

Alarm Switch

Maximum Voltage		Number of Contacts	NEG, HEG, NEB, HEB Catalog Number
AC	DC		
240	125	1A-1B	ASKE1
240	125	2A-2B	ASKE5

Undervoltage Trip

Control Voltage		NEG, HEG, NEB, HEB Catalog Number
AC	DC	
24		UVREB24A
60		UVREM60▲
120		UVREN120
240		UVREB240
480		UVREU480▲
600		UVREV600▲
	24	UVREB24D
	48	UVREC48D▲
	125	UVRED125D▲
	250	UVREE250D▲

Alarm and Auxiliary Switch Combinations

For Breaker	Catalog Number
NEG, HEG	ASKE6

▲ Built to order. Allow 6-8 weeks for delivery.